

Texans Can Academies
Dallas Can Academy Charter - Ross Avenue
Campus Improvement Plan
2020-2021



Mission Statement

To provide the highest quality education for all students, especially those who have struggled in a traditional high school setting, in order to ensure their economic independence.

Motto

Table of Contents

Comprehensive Needs Assessment	4
Demographics	4
Student Learning	6
Priority Problem Statements	7
Comprehensive Needs Assessment Data Documentation	8
Goals	9
Goal 1: By the end of the 2018-2019 school year, 25% of our students will "meet" the standard for Algebra I	9
Goal 2: 17% of students will achieve "Meets" standard of passing for English II STAAR.	12
Campus Funding Summary	17
Addendums	18

Comprehensive Needs Assessment

Demographics

Demographics Summary

16 - 17 Student Demographic

9th - 131

10th - 146

11th - 122

12th - 152

African American - 30%

Hispanic - 66%

White - 2.7%

ECO Dis - 90%

ELL - 23%

Mobility 15 - 16 - 84%

STAFF Demographics - 2016-2017 school year

African American - 59%

Hispanic - 21%

American Indian - 16%

1-2 years experience - 49%

6-10 - 35%

11 - 12 - 12%

Demographics Strengths

High diversity in staff and students.

Student Learning

Student Learning Summary

		Campus	AA	Hispanic	ELL
English 1	2017	43%	36%	45%	40%
	2016	39%	33%	42%	32%
English 2	2017	41%	31%	43%	30%
	2016	36%	32%	37%	27%
Alg 1	2017	81%	74%	85%	80%
	2016	62%	60%	64%	60%
Bio	2017	71%	74%	71%	61%
	2016	65%	65%	73%	63%
US HST	2017	81%	74%	84%	75%
	2016	79%	78%	80%	79%

Student Learning Strengths

- Student achievement increase in English, Biology and Alg 1.

Priority Problem Statements

Comprehensive Needs Assessment Data Documentation

The following data were used to verify the comprehensive needs assessment analysis:

Improvement Planning Data

- District goals

Accountability Data

- Texas Academic Performance Report (TAPR) data

Student Data: Assessments

- State and federally required assessment information (e.g. curriculum, eligibility, format, standards, accommodations, TEA information)
- State of Texas Assessments of Academic Readiness (STAAR) current and longitudinal results, including all versions
- STAAR End-of-Course current and longitudinal results, including all versions
- STAAR Released Test Questions

Employee Data

- Campus leadership data
- Campus department and/or faculty meeting discussions and data
- Professional development needs assessment data
- Evaluation(s) of professional development implementation and impact

Goals

Goal 1: By the end of the 2018-2019 school year, 25% of our students will "meet" the standard for Algebra I

Performance Objective 1: Teachers will meet weekly to discuss TEKS, student progress, and data from assessments.

Evaluation Data Sources: PLC Sign in sheets will be collected. Agendas will reflect the focus of student growth and performance.

Summative Evaluation: None

<p>Strategy 1: Establish PLC norms (dis-aggregating data, sharing lesson plans, analyzing rigor and quality of lessons, create common objectives, PD)</p> <p>Establish a department-wide data tracker and data protocol for PLC meetings</p> <p>Strategy's Expected Result/Impact: 1. EOC/STAAR 17-18 Alg 1 Data 2. Lesson plans review 3. Results from common assessment or teacher made assessment</p> <p>Staff Responsible for Monitoring: Administration and Teachers</p> <p>Title I Schoolwide Elements: 2.4, 2.6 - TEA Priorities: Build a foundation of reading and math</p> <p>Funding Sources: Teacher allocation, technology allocation, Eduphoria license, Pearson Gradpoint subscription, student retention and recovery teacher, A Simple Guide to the Process for Teaching, Cognitive Development Through Reading Across the Curriculum - 216 ESSA Priority - Priority Progress - \$19,000, - 420 Foundation School Program - \$50,000, Incentives - 204 Teacher Incentive Fund - \$5,000</p>	Reviews			
	Formative			Summative
	Nov	Jan	Mar	June

 No Progress
  Accomplished
  Continue/Modify
  Discontinue

Goal 1: By the end of the 2018-2019 school year, 25% of our students will "meet" the standard for Algebra I

Performance Objective 2: Math teachers will maintain accurate and on-going data trackers that reflect student performance in Algebra 1 TEKS. They will also evaluate previous student data to identify student strengths and weaknesses in regards to the TEKS.

Evaluation Data Sources: Excel data trackers with information included from student assessments. Previous STAAR data for enrolled students for Algebra 1. Lead4ward data tools.





Summative Evaluation: None

Goal 1: By the end of the 2018-2019 school year, 25% of our students will "meet" the standard for Algebra I

Performance Objective 3: Literacy deficiencies will be addressed for the Algebra 1 students through working with the Interventionist who will model Marquez Reading, Tier students into level I, II, III (with level 3 being the students with the highest need), and Tier II and III students will be targeted for Saturday tutorials.

Evaluation Data Sources: Interventionist logs
Tracker for Tiered students
Saturday tutorial sign in sheets

Summative Evaluation: None

Strategy 1: 1. Saturday tutorials will be offered by the campus based on a strategic schedule	Reviews			
	Formative			Summative
	Nov	Jan	Mar	June
 No Progress  Accomplished  Continue/Modify  Discontinue				

Goal 1: By the end of the 2018-2019 school year, 25% of our students will "meet" the standard for Algebra I

Performance Objective 4: Math teachers will provide different paths of instructions to students by differentiating lessons and providing small group instruction.

Evaluation Data Sources: Lesson plans
Teacher observation reviews





Summative Evaluation: None

Goal 2: 17% of students will achieve "Meets" standard of passing for English II STAAR.

Performance Objective 1: Teachers will meet weekly to discuss TEKS, student progress, and data from assessments.

Evaluation Data Sources: PLC Sign in sheets will be collected. Agendas will reflect the focus of student growth and performance.

Summative Evaluation: None

<p>Strategy 1: 1. Target instruction by differentiating student classes based on STAAR/EOC performance 2. Increase daily attendance rate 3. Develop aligned curriculum to meet student needs in each class Partner with after school programs to offer tutoring 4. Establish PLC norms (disaggregating data, sharing lesson plans, analyzing rigor and quality of lessons, create common objectives, PD) 5. Increase classroom visits with feedback by AP and Principal</p> <p>Strategy's Expected Result/Impact: 1. EOC/STAAR 15-16 Reading (Eng 1 and Eng 2) Data 2. Attendance rate (daily, montly, quaterly) 3. Lesson plans review 4. Results from common assessment or teacher made assessment</p> <p>Staff Responsible for Monitoring: Administration and Teachers</p> <p>Funding Sources: Teacher allocation, technology allocation, Eduphoria license, Pearson Gradpoint subscription, student retention and recovery teacher, A Simple Guide to the Process for Teaching, Cognitive Development Through Reading Across the Curriculum - 216 ESSA Priority - Priority Progress - \$19,000</p>	Reviews			
	Formative			Summative
	Nov	Jan	Mar	June
<p>Strategy 2: Students are provided with Saturday STAAR Tutorials in English I and English II. Century 21 finances Saturday Tutorials by paying two teachers for the duration of two months.</p> <p>Strategy's Expected Result/Impact: Eduphoria data reflects a minimum 10 percent increase in students performance for students who have taken Saturday tutorials.</p> <p>Staff Responsible for Monitoring: Administration, Teachers, Century 21 Staff</p> <p>Comprehensive Support Strategy</p> <p>Funding Sources: - 265 21st Century After school Program - \$3,000, - 216 ESSA Priority - Priority Progress - \$2,900</p>	Reviews			
	Formative			Summative
	Nov	Jan	Mar	June
<p style="text-align: center;">  No Progress  Accomplished  Continue/Modify  Discontinue </p>				

Goal 2: 17% of students will achieve "Meets" standard of passing for English II STAAR.

Performance Objective 2: ELA teachers will maintain accurate and on-going data trackers that reflect student performance in English II TEKS. They will also evaluate previous student data to identify student strengths and weaknesses in regards to the TEKS.

Evaluation Data Sources: Excel data trackers with information included from student assessments. Previous STAAR data for enrolled students for English II. Lead4ward data tools.

Summative Evaluation: None

Goal 2: 17% of students will achieve "Meets" standard of passing for English II STAAR.

Performance Objective 3: Literacy deficiencies will be addressed for the English II students through working with the Interventionist who will model Marquez Reading, Tier students into level I, II, III (with level 3 being the students with the highest need), and Tier II and III students will be targeted for Saturday tutorials.

Evaluation Data Sources: Interventionist logs
Tracker for Tiered students
Saturday tutorial sign in sheets

Summative Evaluation: None

Goal 2: 17% of students will achieve "Meets" standard of passing for English II STAAR.

Performance Objective 4: ELA teachers will provide different paths of instructions to students by differentiating lessons and providing small group instruction.

Evaluation Data Sources: Lesson plans
Teacher observation reviews

Summative Evaluation: None

Campus Funding Summary

420 Foundation School Program					
Goal	Objective	Strategy	Resources Needed	Account Code	Amount
1	1	1			\$50,000.00
Sub-Total					\$50,000.00
216 ESSA Priority					
Goal	Objective	Strategy	Resources Needed	Account Code	Amount
1	1	1	Teacher allocation, technology allocation, Eduphoria license, Pearson Gradpoint subscription, student retention and recovery teacher, A Simple Guide to the Process for Teaching, Cognitive Development Through Reading Across the Curriculum	Priority Progress	\$19,000.00
2	1	1	Teacher allocation, technology allocation, Eduphoria license, Pearson Gradpoint subscription, student retention and recovery teacher, A Simple Guide to the Process for Teaching, Cognitive Development Through Reading Across the Curriculum	Priority Progress	\$19,000.00
2	1	2		Priority Progress	\$2,900.00
Sub-Total					\$40,900.00
265 21st Century After school Program					
Goal	Objective	Strategy	Resources Needed	Account Code	Amount
2	1	2			\$3,000.00
Sub-Total					\$3,000.00
204 Teacher Incentive Fund					
Goal	Objective	Strategy	Resources Needed	Account Code	Amount
1	1	1	Incentives		\$5,000.00
Sub-Total					\$5,000.00
Grand Total					\$98,900.00

Addendums